

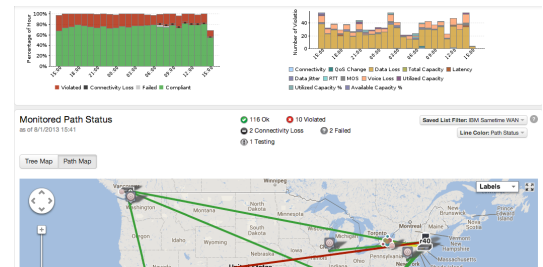
PathView: Performance Insight for Any Application on Any Network

Easily measure the actual network performance impacting your critical applications and business services using PathView's end-to-end active performance management tools. With one extremely light-weight solution, you can continuously measure performance over your Wi-Fi to local servers; over VPN to remote offices; and over the Internet to Web applications and into Cloud services.

Features

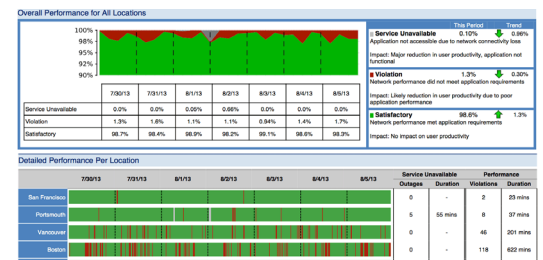
Monitor Any Network Without Impacting Production Applications

Get insight into any network, even cloud providers' networks, by sending and receiving precisely timed network traffic, assessing performance in real time. PathView's always-on monitoring gives one-minute granularity on latency, data loss, and jitter, stored for up to a year. The real-time monitoring is extremely lightweight, so you can understand the performance of your critical applications without slowing them down.



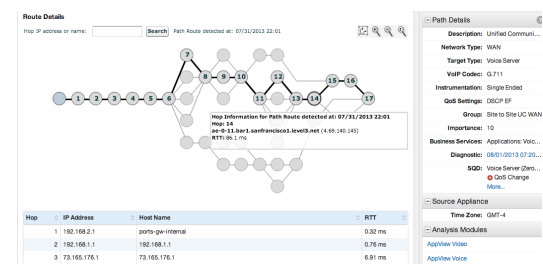
Correlate Application and Network Performance

With application-based SLAs, PathView automatically knows when network performance blips are just blips, and when they're affecting end users. PathView's continuous stream of performance insight is compared against your application-specific SLAs, so you will know exactly when and how network performance impacts your application performance.



Find and Fix Problems Fast on Any Network

PathView automatically runs diagnostic tests when poor performance is detected to pinpoint the locations and cause of more than 80 network faults - even if they are occurring on devices you don't own or control. Root cause analysis is triggered automatically by violations of your application-specific SLAs, so you will know exactly when network performance impacts your application performance. Validate that QoS is being honored at every hop, even over the Internet.





Plans

AppNeta's virtual and physical microappliances are zero administration devices that remotely test and troubleshoot complex networks, even through third-party infrastructure.

	OFFICE	LARGE OFFICE	DATACENTER	HIGH VOLUME
Employees	up to 200	over 200	N/A	More than 20 locations? Contact us at (800) 508-5233 and we'll customize pricing and a deployment for your environment.
Apps Supported	up to 25	up to 50	up to 50	
Internet Providers	1	>1	>1	
Appliance Type**	physical: m30 OR virtual: v30	physical: r40	physical: r400	
Deployment	802.11 a/b/g/m Wifi OR 4x1Gbgps	6X1Gbps	6x1Gbps 2x10Gbps	
WAN Targets	10 to 150	40 to 200	40 to 200	
LAN Targets	110 to 450	140 to 800	140 to 800	

**For more detailed information on our microappliances please visit the resources page on our website and look for our Appliance datasheets.

GET A 14 DAY TRIAL OF PATHVIEW!

appneta.com

ABOUT APPNETA

AppNeta is the only application performance monitoring (APM) company to provide solutions for all applications - applications you develop internally, business-critical SaaS applications you use and the networks that deliver them. AppNeta's SaaS-based solutions give Development, DevOps and IT Operations teams essential performance data to see across their web, mobile and cloud-delivered application environments as well as pinpoint tough performance bottlenecks. With AppNeta, customers have all of the performance data they need to assure continual and exceptional delivery of business-critical applications and end-user experience. For more information, visit www.appneta.com.

1.800.508.5233 | SALES@APPNETA.COM | APPNETA.COM

