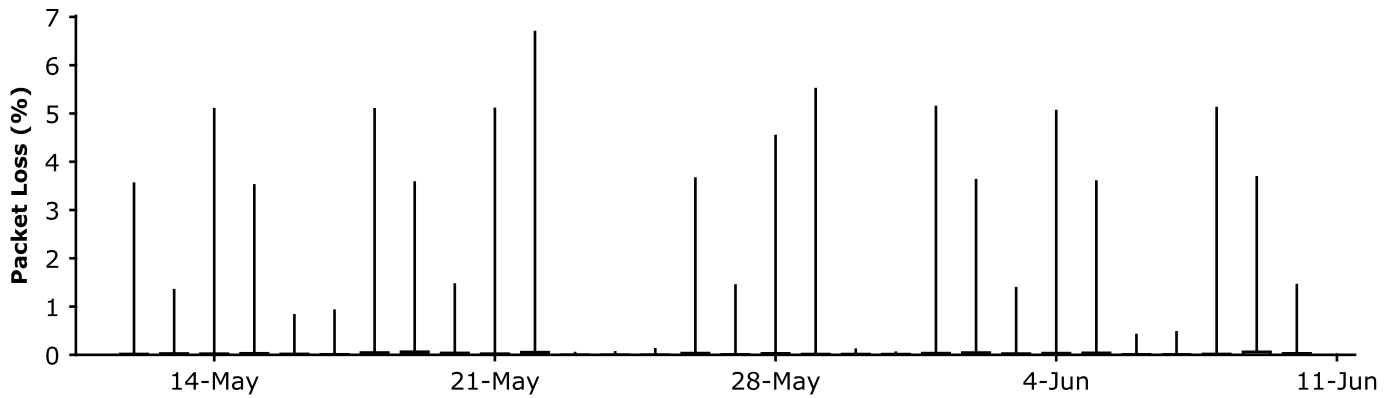
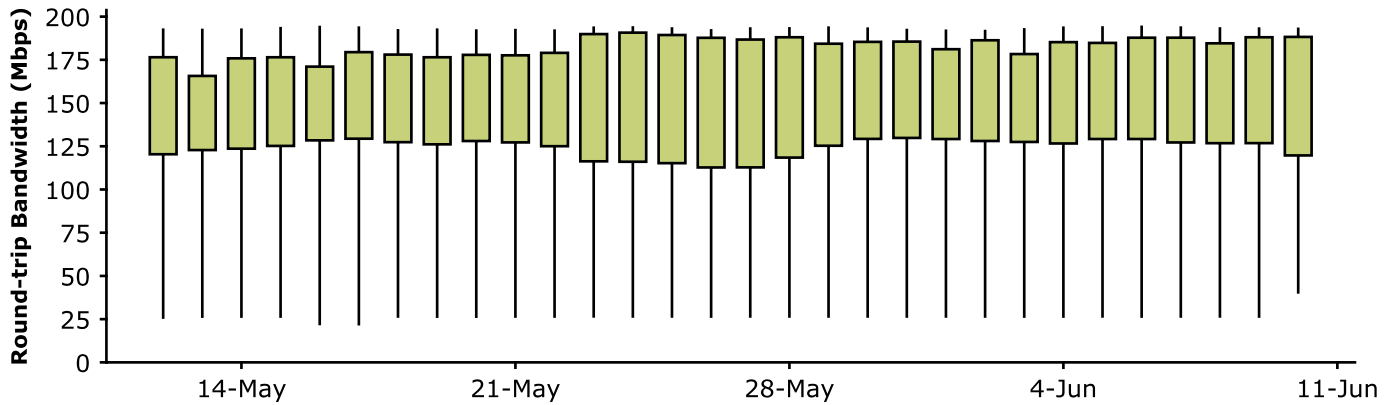


# Management Summary Report

Target Type: ALL      Group: ALL  
SOD: ALL      Tag: ALL  
Time Range: 05/12/2009 - 06/10/2009      Path Count: 27



## Performance Trend

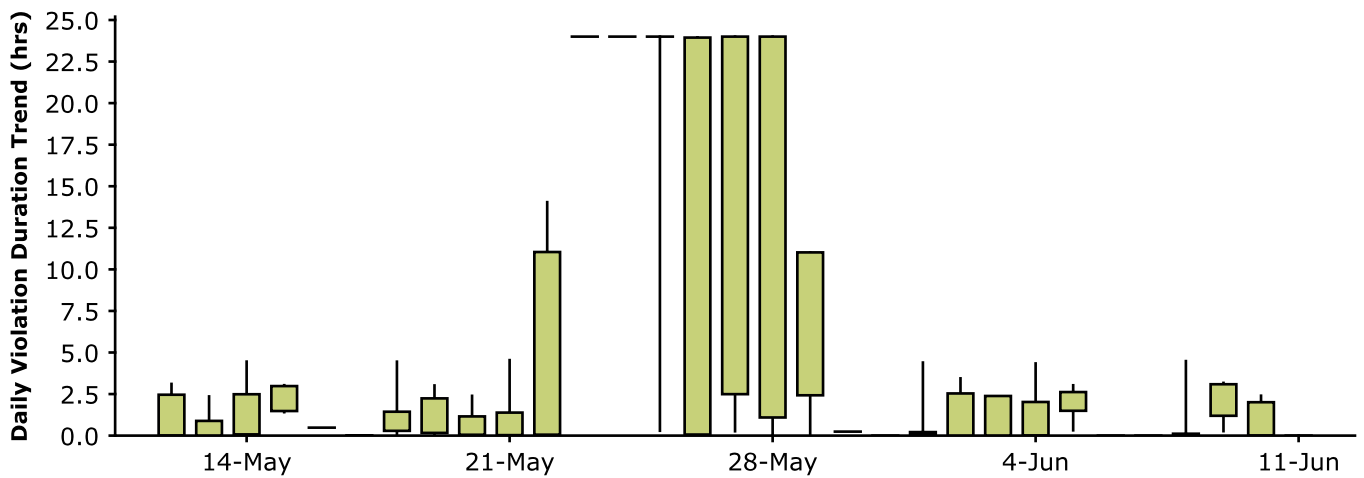
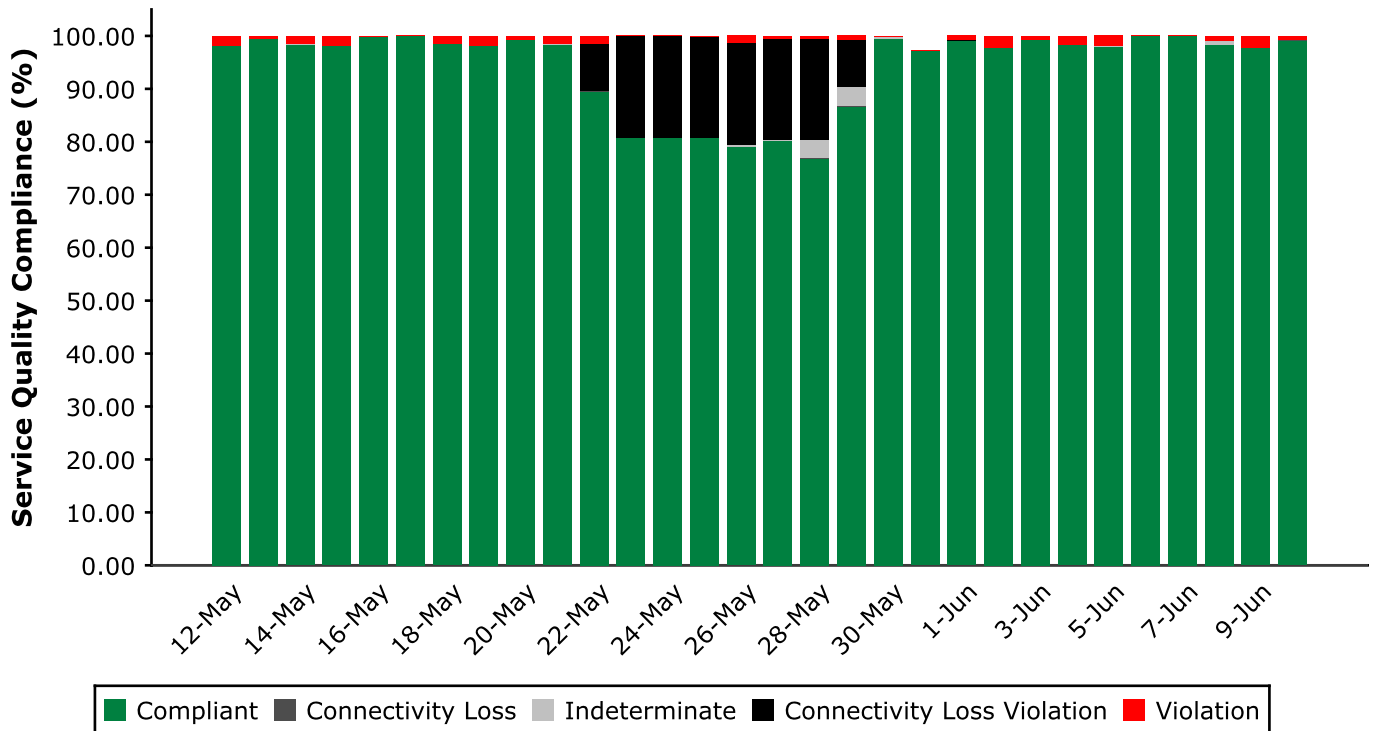


# Management Summary Report

Target Type: ALL      Group: ALL  
 SQD: ALL      Tag: ALL  
 Time Range: 05/12/2009 - 06/10/2009      Path Count: 27



## Compliance Trend



# Management Summary Report

Target Type: ALL      Group: ALL  
 SQD: ALL      Tag: ALL  
 Time Range: 05/12/2009 - 06/10/2009      Path Count: 27



## Top Paths

### Most Improved

| Target      | Packet Loss (%) | Round-trip Bandwidth (Mbps) | Jitter (ms)      | Connectivity Loss (%) | Score*           | Group        | Type                          |
|-------------|-----------------|-----------------------------|------------------|-----------------------|------------------|--------------|-------------------------------|
| hs-7960-102 | < 1<br>(-99.2%) | 47.6<br>(-2.5%)             | 0.68<br>(-4.7%)  | 0.0<br>(-100%)        | 85.1<br>(+22.1%) | VOIP         | Cisco Handset (PathView Demo) |
| fin-serv02  | < 1<br>(-94.7%) | 134<br>(+3.1%)              | 0.18<br>(+78.0%) | 0.0<br>(-100%)        | 86.1<br>(+15.3%) | Data Servers | Server: LAN Application       |
| ora-app02   | < 1<br>(-95.6%) | 141<br>(+6.4%)              | 0.08<br>(-13.9%) | 0.0<br>(-100%)        | 87.1<br>(+14.5%) | Data Servers | Server: LAN Database          |
| ora-app01   | < 1<br>(-87.7%) | 137<br>(+4.8%)              | 0.09<br>(-10.5%) | 0.0<br>(-100%)        | 88.2<br>(+12.5%) | Data Servers | Server: LAN Database          |
| fin-serv01  | < 1<br>(-69.1%) | 135<br>(+4.7%)              | 0.11<br>(-7.1%)  | 0.0<br>(-100%)        | 89.3<br>(+7.6%)  | Data Servers | Server: LAN Application       |

### Worst Performing

| Target      | Packet Loss (%) | Round-trip Bandwidth (Mbps) | Jitter (ms) | Connectivity Loss (%) | Score* | Group        | Type                          |
|-------------|-----------------|-----------------------------|-------------|-----------------------|--------|--------------|-------------------------------|
| hs-7960-102 | 1               | 48.8                        | 0.71        | 0.02                  | 69.7   | VOIP         | Cisco Handset (PathView Demo) |
| fin-serv02  | 1               | 130                         | 0.10        | 3.9                   | 74.7   | Data Servers | Server: LAN Application       |
| intra-www   | < 1             | 122                         | 0.45        | 0.02                  | 75.2   | Data Servers | Server: LAN Fileserver        |
| ora-app02   | 1               | 133                         | 0.1         | 3.8                   | 76.1   | Data Servers | Server: LAN Database          |
| hs-7960-101 | < 1             | 46.1                        | 0.70        | 0.02                  | 76.9   | VOIP         | Cisco Handset (PathView Demo) |
| ora-app01   | < 1             | 131                         | 0.1         | 3.8                   | 78.4   | Data Servers | Server: LAN Database          |
| hs-1140-201 | < 1             | 28.2                        | 0.39        | 0.01                  | 81.5   | VOIP         | Voice Handset: Nortel         |
| hs-1140-202 | < 1             | 27.0                        | 0.38        | 0.007                 | 82.0   | VOIP         | Voice Handset: Nortel         |
| fin-serv01  | < 1             | 129                         | 0.12        | 3.8                   | 83.0   | Data Servers | Server: LAN Application       |
| cisco-ucmgr | < 1             | 134                         | 2.80        | 3.8                   | 83.8   | VOIP         | Voice IP PBX: Cisco           |

\* Score is an aggregate metric for the path based on the bandwidth, packet loss, jitter and availability over the time period